



Established 2016
CEEB Code: 694032

CONTACT

+886-3-550-6780

HCAS College Counseling Team:

Taye Kamara #125

Director of College Counseling
taye_kamara@hcas.com.tw

Amanda Huang #131

College Counselor
amanda_huang@hcas.com.tw

Sherry Wen #127

College Counselor
sherry_wen@hcas.com.tw

HSINCHU COUNTY AMERICAN SCHOOL

2023-24 HIGH SCHOOL PROFILE



MISSION

The mission of HCAS is to educate the whole person using the Dalton Plan to develop individuals who contribute to humanity. Our community of lifelong learners fosters healthy, creative, social, and globally-minded individuals who can think independently and critically. Our students strive for academic excellence by taking a challenging, balanced curriculum in core disciplines, the Arts, and technology as embodied by the Seven Cs.

SCHOOL PHILOSOPHY

Established in 2016, HCAS utilizes the Dalton Plan, a progressive educational framework, developed by Helen Parkhurst in the early 20th century. Focusing on developing the whole child, the Dalton Plan tailors each student's program to his or her needs, interests, and abilities. HCAS promotes both independence and dependability, and a sense of responsibility toward others. Encouraging cooperation within the community and providing an environment of freedom for individuals as the two principles, HCAS utilizes Dalton's three parts - House, Assignment, and Laboratory. In addition to the Dalton Plan as the conceptual framework, HCAS incorporates project-based learning for both formative and summative assessments in all grades.

AFFILIATIONS

HCAS was licensed by Hsinchu County Government and recognized by the Taiwan's Ministry of Education according to the laws that govern private and international schools in Taiwan. We have also received a 6-year accreditation from ACS WASC. HCAS is associated with the College Board and uses online schools (VHS Learning and iCademy) for credit recovery, acceleration, and courses not offered at HCAS. We implement NWEA MAP testing to assess student growth in grades 1-8 and PSAT, SAT, and AP exams to assess attainment in grades 9-12.

STATISTICS

SAT Total Score
Average

1229

Enrollment

301

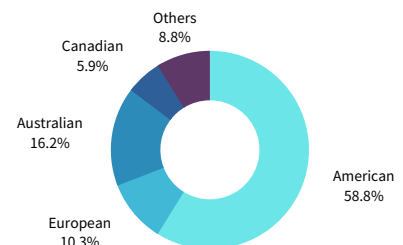
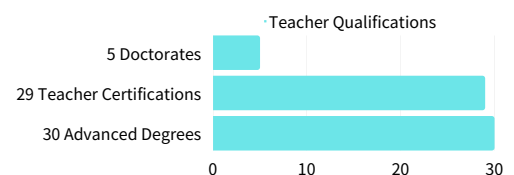
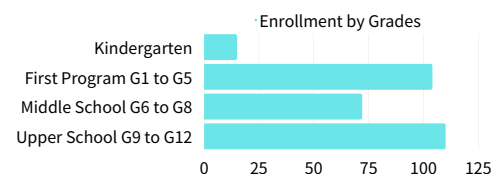
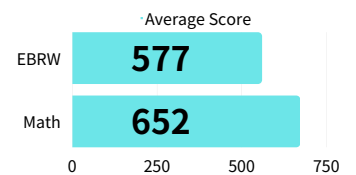

Faculty

47

Matriculations

67

Teaching Ratio



With an average teacher-student ratio, HCAS utilizes 40-minute segments for the First Program, and the Middle and Upper Schools use the block schedule of 80 minutes per class.





HSINCHU COUNTY AMERICAN SCHOOL HIGH SCHOOL PROFILE 2023-2024

COURSE OFFERINGS INCLUDING 23 AP COURSES

English

AP English Language and Composition
AP English Literature and Composition
English Language and Literature II
English Language and Literature III
English Language and Literature IV
Pre-AP English I
Pre-AP Honors English 2
Pre-AP Regular English 2

Mathematics

Algebra II
AP Statistics
AP Calculus AB
AP Calculus BC
Linear Algebra
Pre-AP Geometry with Statistics
Pre-AP Honors Algebra II
Pre-AP Regular Algebra II
Precalculus

Computer Science

AP Computer Science: Principles
AP Computer Science A
Computer Science

Science

AP Biology
AP Chemistry
AP Physics 1: Algebra-Based
AP Physics C: Mechanics
AP Physics C: Electricity and Magnetism
AP Environmental Science
Chemistry
Pre-AP Biology
Pre-AP Chemistry
Physics

Social Studies/Social Sciences

AP Macroeconomics
AP Microeconomics
AP Psychology
AP World History: Modern
AP United States History
Introduction to Business
Pre-AP World History and Geography Pathway 1
Pre-AP World History and Geography Pathway 2
United States History

Physical Education

Health
Physical Education

World Languages

Chinese as an Additional Language I
Chinese as an Additional Language II
Chinese as an Additional Language III
French I
French II
French III
Spanish I
Spanish II
Spanish III

Fine and Performing Arts

AP Music Theory
AP Studio Art
AP 2D Art and Design
AP 3D Art and Design
AP Drawing
Introduction to Dance
Introduction to Music
Introduction to Theatre
Pre-AP Dance
Pre-AP Visual Art
Studio Art

AP TEST RESULTS

AP Course	Number of Tests Taken	# of 3s	# of 4s	# of 5s
2D Art and Design	2	2	0	0
3D Art and Design	1	0	0	0
Biology	11	2	3	2
Calculus AB	6	2	0	0
Calculus BC	6	3	1	2
Chemistry	10	2	5	2
Computer Science A	8	1	1	6
Computer Science Principles	18	5	4	3
Drawing	1	0	1	0
English Language and Composition	7	1	2	4
English Literature and Composition	3	0	1	2
Environmental Sciences	4	1	0	3
Macroeconomics	13	3	1	4
Microeconomics	13	2	3	4
Music Theory	1	0	0	1
Physics I	12	1	3	3
Physics C: Electricity and Magnetism	6	0	0	5
Physics C: Mechanics	5	0	2	3
Psychology	12	2	5	3
Statistics	25	6	4	7
U.S. Government & Politics	2	1	0	0
U.S. History	9	2	3	1
World History: Modern	12	3	4	5
Total	195	39	43	62

SAT RESULTS

Number of Tests Taken	Total Score Average	EBRW Average	Math Average
44	1229	577	652

GRADING SCALE

Letter Grade	Percentage	Regular GPA Scale	AP GPA Scale
A+	98-100	4.3	4.8
A	93-97	4.0	4.5
A-	90-92	3.7	4.2
B+	88-89	3.3	3.8
B	83-87	3.0	3.5
B-	80-82	2.7	3.2
C+	78-79	2.3	2.8
C	73-77	2.0	2.5
C-	70-72	1.7	2.2
D+	68-69	1.3	1.8
D	63-67	1.0	1.5
D-	60-62	0.7	1.2
F	0-59	0	0

GRADUATION REQUIREMENTS

Subject	Minimum Credits Required	Recommended for College
English	4	4
Social Studies	3	4
Math	3	4
Science	3	4
World Language	2	4
Fine & Performing Arts	1	1
Physical & Health Ed.	2	2
Electives	4	3
Total	22	26



HSINCHU COUNTY AMERICAN SCHOOL TOP GLOBAL COLLEGE ACCEPTANCES CLASSES OF 2019 - 2023



UNITED STATES

American University
Arizona State University
Baylor University
Boston University
California College of the Arts
Case Western Reserve University
Drew University
Fashion Institute of Design and Merchandising
Fordham University
George Mason University
Georgia Institute of Technology
Hofstra University
Indiana University Bloomington
Jacobs School of Music
Leiden University
Loyola Marymount University
Michigan State University
New York University
Northeastern University
Ohio State University
Oregon State University
Pratt Institute
Penn State University
Purdue University
Rensselaer Polytechnic Institute
Rice University
Savannah College of Art and Design
Saint Louis University
Santa Clara University
Southern Methodist University
Stevens Institute of Technology
Stony Brook University
Syracuse University
Texas A&M University
University at Buffalo-SUNY
University of California, Berkeley
University of California, Davis
University of California, Irvine
University of California, Los Angeles
University of California, Riverside
University of California, San Diego
University of California, Santa Barbara
University of California, Santa Cruz
University of Connecticut
University of Florida
University of Michigan-Ann Arbor
University of Massachusetts-Amherst

University of Oregon
University of Texas at Austin
University of San Francisco
University of San Diego
University of Southern California
University of Washington
University of Washington, Seattle Campus
University of Wisconsin-Madison
University of Illinois Urbana Champaign
Vanderbilt University
Virginia Tech
Washington University in St. Louis
Wesleyan University



EUROPE

King's College
University College London
University of Amsterdam
University of Leeds
University of Cambridge
University of Manchester
University of New South Wales
University of Southampton



AUSTRALIA & NEW ZEALAND

Griffith University
Monash University
University of Melbourne
University of New South Wales
University of Queensland
University of Sydney



CANADA

Queen's University
University of Ottawa
University of Toronto
University of British Columbia



ASIA

Nanyang Technological University
Hong Kong Polytech University
Temple University Japan
University of Tokyo



HSINCHU COUNTY AMERICAN SCHOOL MATRICULATIONS CLASSES OF 2019-2023



UNITED STATES

College	Class of '23	5-Year Total
Arizona State University	1	2
Boston University	0	1
Fashion Institute of Technology	0	1
Fordham University	0	1
Indiana University Bloomington	1	1
Northeastern University	0	1
Ohio State University	0	1
Oregon State University	1	1
Pasadena City College	0	1
Purdue University	0	1
Santa Barbara College	1	1
School of Visual Arts	0	1
St. John's University	1	1
Syracuse University	1	1
University of California, Berkeley	2	3
University of California, Irvine	1	1
University of California, Los Angeles	2	3
University of California, San Diego	0	1
University of California, Santa Barbara	1	1
University of California, Riverside	0	1
University of San Francisco	1	1
University of Southern California	2	2
University of Washington	2	3
University of Washington, Seattle Campus	0	2
University of Wisconsin-Madison	0	1
University of Illinois Urbana Champaign	1	1
Vanderbilt University	0	1
Virginia Tech	1	1
Wesleyan University	1	1
Total	20	38



EUROPE

College	Class of '23	5-Year Total
AECC University College	0	1
EU Business School	0	1
King's College London	0	1
University of Arts, London	1	2
University of Debrecen	0	1
University of Cambridge	0	1
Total	1	7



AUSTRALIA & NEW ZEALAND

College	Class of '23	5-Year Total
Griffith University	0	2
Monash University	0	1
University of New South Wales	3	4
University of Queensland	1	1
University of Sydney	0	3
Total	3	11



CANADA

College	Class of '23	5-Year Total
University of Ottawa	0	1
University of Toronto	2	3
Total	2	4



ASIA

College	Class of '23	5-Year Total
City University of Hong Kong	0	1
Fu Jen Catholic University	0	1
Hsuan Chuang University	0	1
Nanyang Technological University	0	1
Okayama University	1	1
Temple University, Japan	0	1
Tonghai University	0	1
Total	1	7

